



WEB

RG-S2600G-E(P)

RGOS 10.4(3b19)p3

V1.0

©2014



-WEB

WEB

1. WEB

1 WEB

1.1 WEB

WEB IE
WEB WEB WEB WEB
WEB WEB IE

1.2

WEB

WEB	

1.3 WEB

WEB “ WEB ”



WEB Enable Enable

1.4 WEB

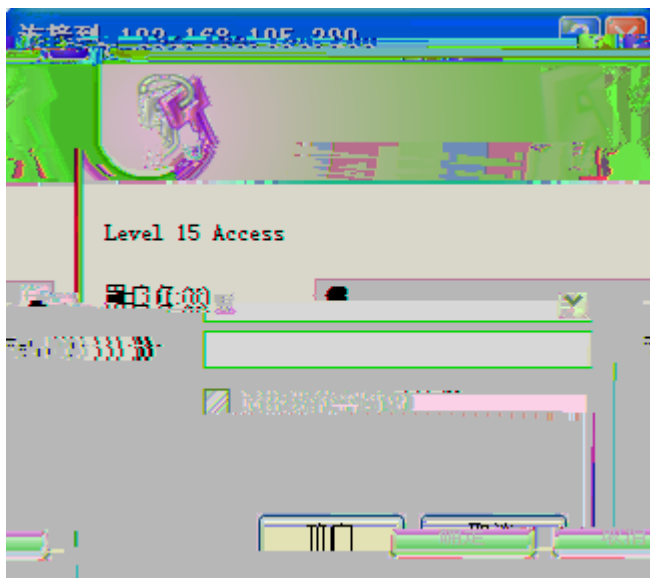
IP http://192.168.1.200,

1-1




“ ”

1-2



WEB

1-3 WEB



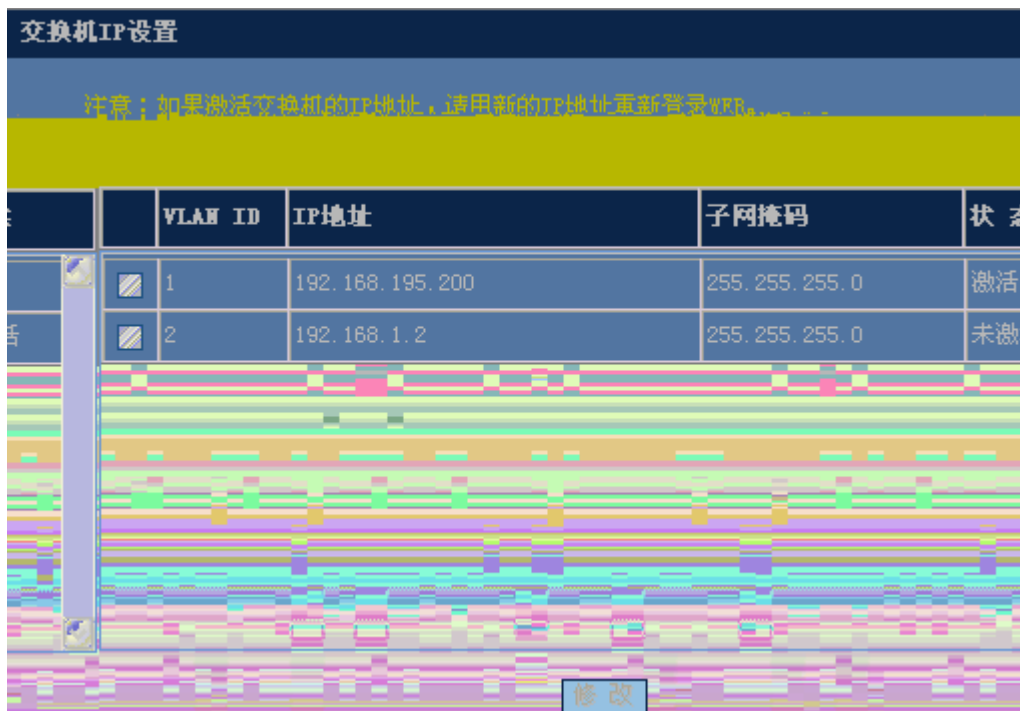
1.5

1.5.1 IP

“ IP ”

IP

1-4 IP



ip “ ”

1-5 IP



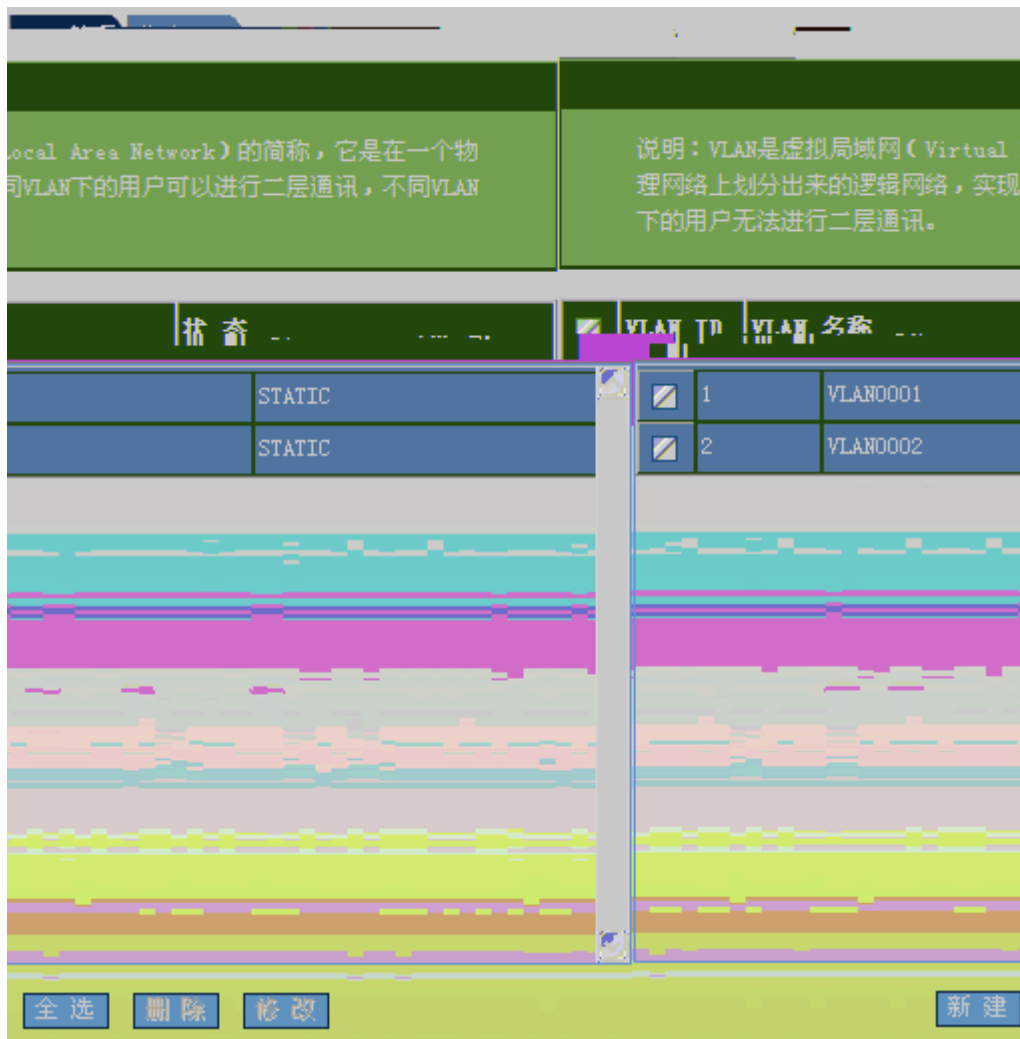
IP “ ”

1.5.2 VLAN

“ VLAN ”

■ VLAN

1-6 VLAN



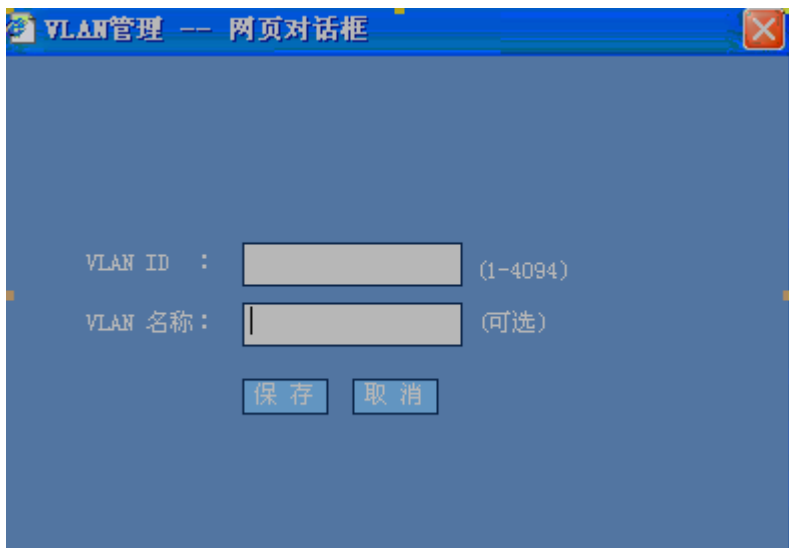
VLAN

VLAN

VLAN

“ ”

1-7 VLAN



VLAN ID VLAN

“ ”

VLAN

VLAN


VLAN

“ ”

VLAN

“ ”

1-8 VLAN



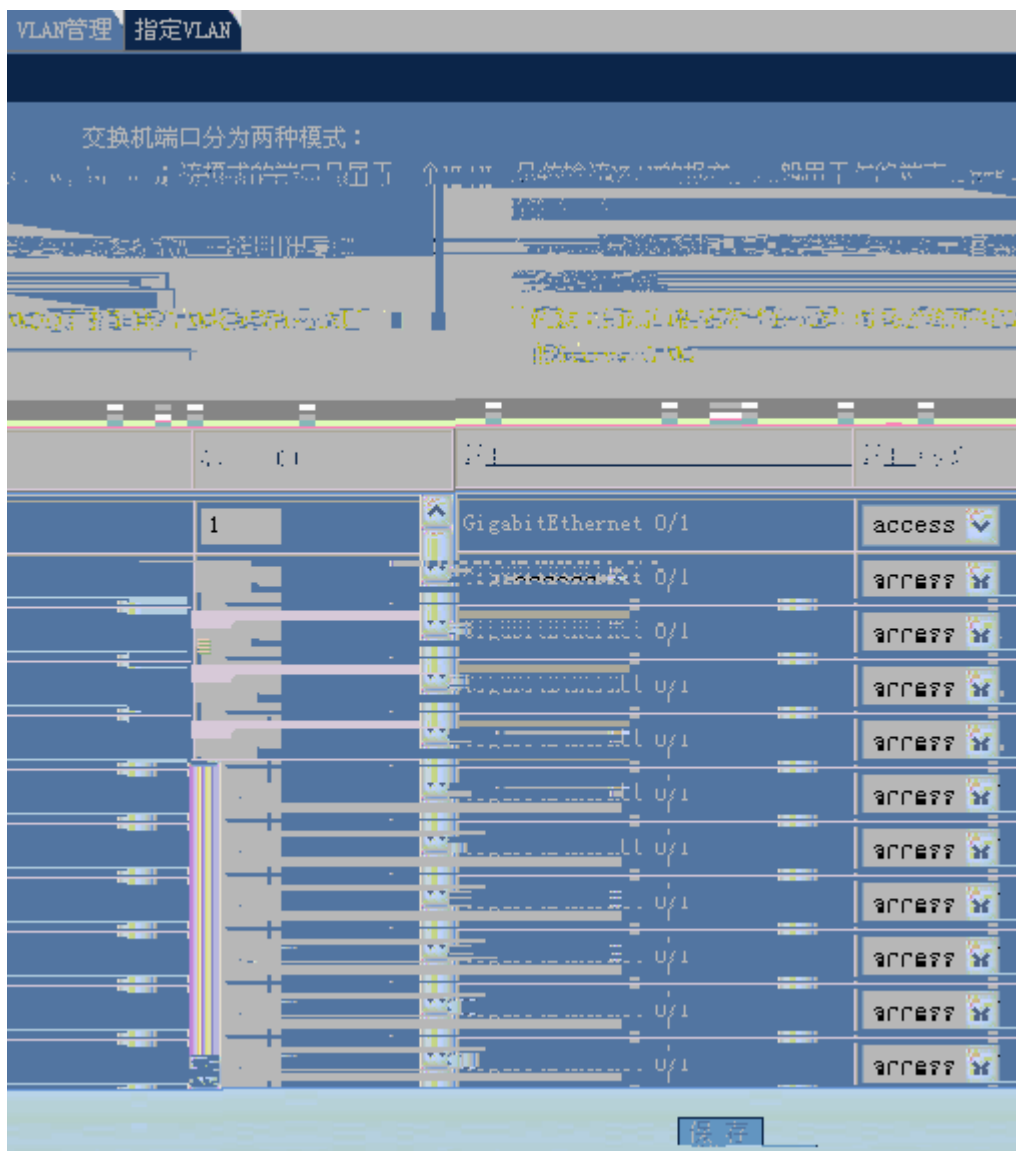
VLAN

“ ”

VLAN

■ VLAN

1-9 VLAN



VLAN ID

“ ”

1.5.3

“ ”

“ ”

1.5.5

“ ”

1-12

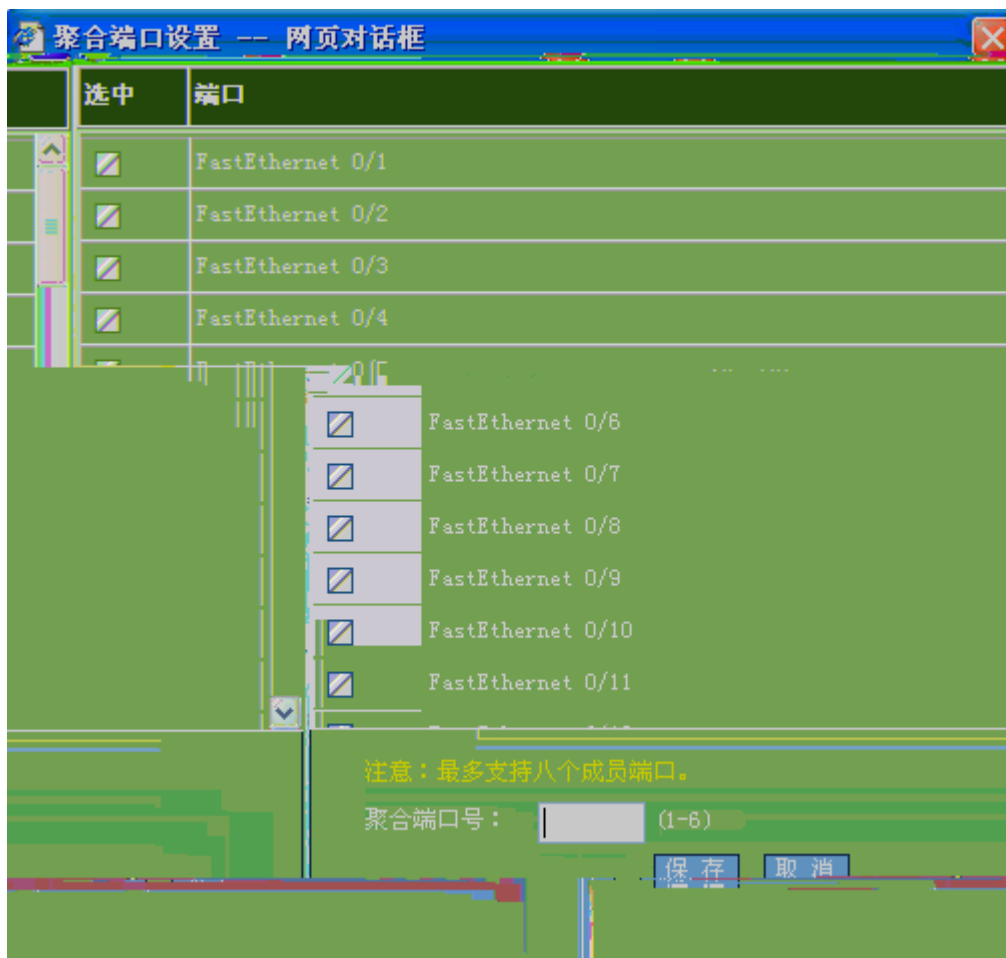
端口限速设置

注意：不限速的端口，保持对应文本框为空（1byte=8bit）。S2900系列设备不支持对端口输入速率限制的设置。

端口	输出速率限制 (312-1000000 KBit/s)	输入速率限制 (312-1000000 KBit/s)
GigabitEthernet 0/1	<input type="text"/>	<input type="text"/>
GigabitEthernet 0/2	<input type="text"/>	<input type="text"/>
GigabitEthernet 0/3	<input type="text"/>	<input type="text"/>
GigabitEthernet 0/4	<input type="text"/>	<input type="text"/>
GigabitEthernet 0/5	<input type="text"/>	<input type="text"/>
GigabitEthernet 0/6	<input type="text"/>	<input type="text"/>
GigabitEthernet 0/7	<input type="text"/>	<input type="text"/>
GigabitEthernet 0/8	<input type="text"/>	<input type="text"/>
GigabitEthernet 0/9	<input type="text"/>	<input type="text"/>
GigabitEthernet 0/10	<input type="text"/>	<input type="text"/>
GigabitEthernet 0/11	<input type="text"/>	<input type="text"/>
GigabitEthernet 0/12	<input type="text"/>	<input type="text"/>
GigabitEthernet 0/13	<input type="text"/>	<input type="text"/>
GigabitEthernet 0/14	<input type="text"/>	<input type="text"/>
GigabitEthernet 0/15	<input type="text"/>	<input type="text"/>

“ ”

“ ”



“ ”

■

“ ”

1.5.7

“ ”

1-15

端口设置

注意：若选择的参数该端口不支持，对应的参数设置将不生效！

端口：

状态： 双工： 速率： 流控：

描述：

端口	状态	双工	速率	流控	描述
G10/1	Down	Half	10	On	-
G10/2	Down	Half	10	On	-
G10/3	Down	Full	1000	Off	-
G10/4	Down	Auto	Auto	Off	-
G10/5	Down	Full	100	Off	-
G10/6	Down	Auto	Auto	Off	-
G10/7	Up	Full	100	Off	-
G10/8	Down	Auto	Auto	Off	-
G10/9	Down	Full	100	Off	-
G10/10	Down	Auto	Auto	Off	-
G10/11	Down	Auto	Auto	Off	-
G10/12	Down	Auto	Auto	Off	-

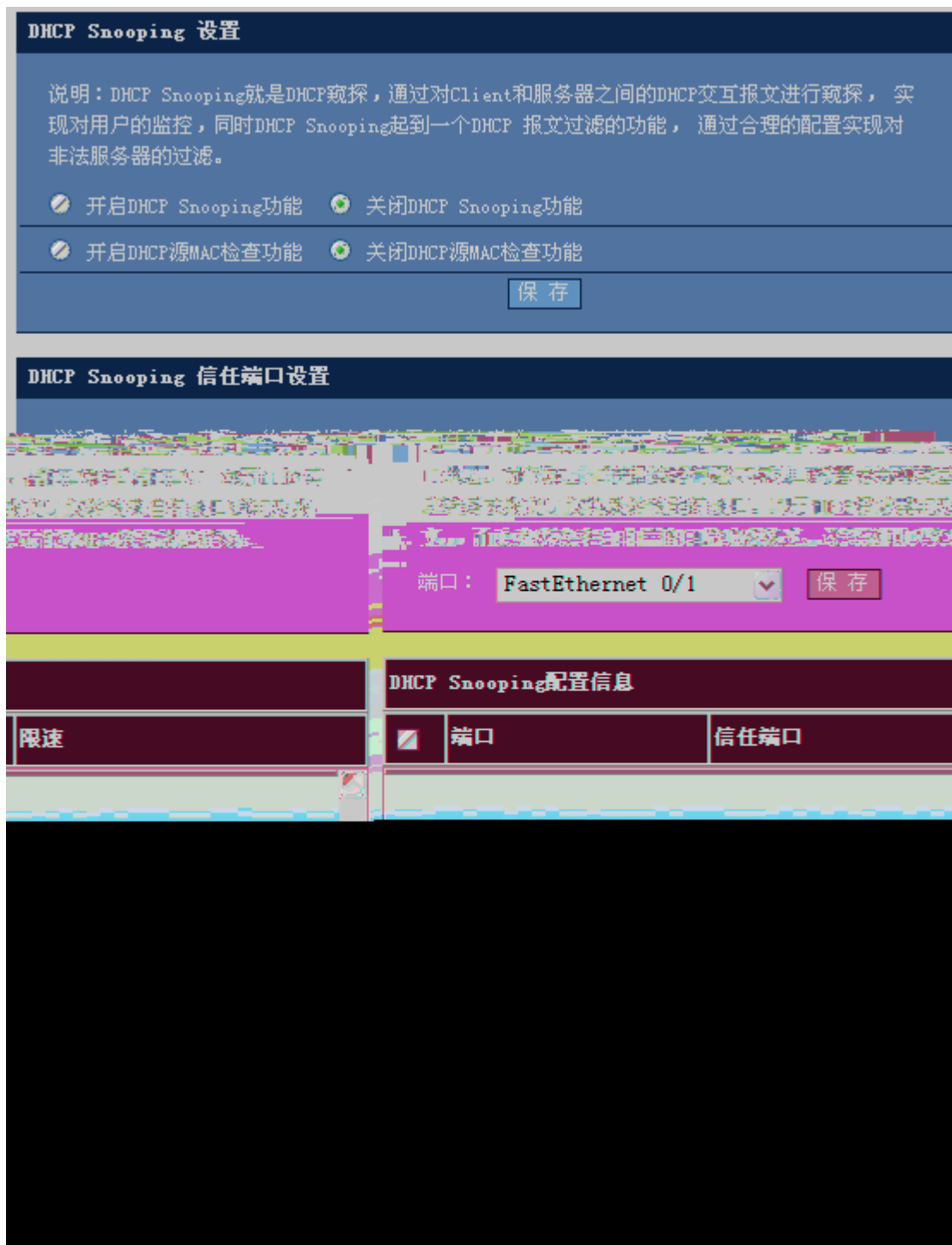
“ ”

1.5.8 DHCP

“ DHCP ”

DHCP

1-16 DHCP



- DHCP Snooping

DHCP Snooping DHCP Snooping MAC “ ”

- DHCP Snooping

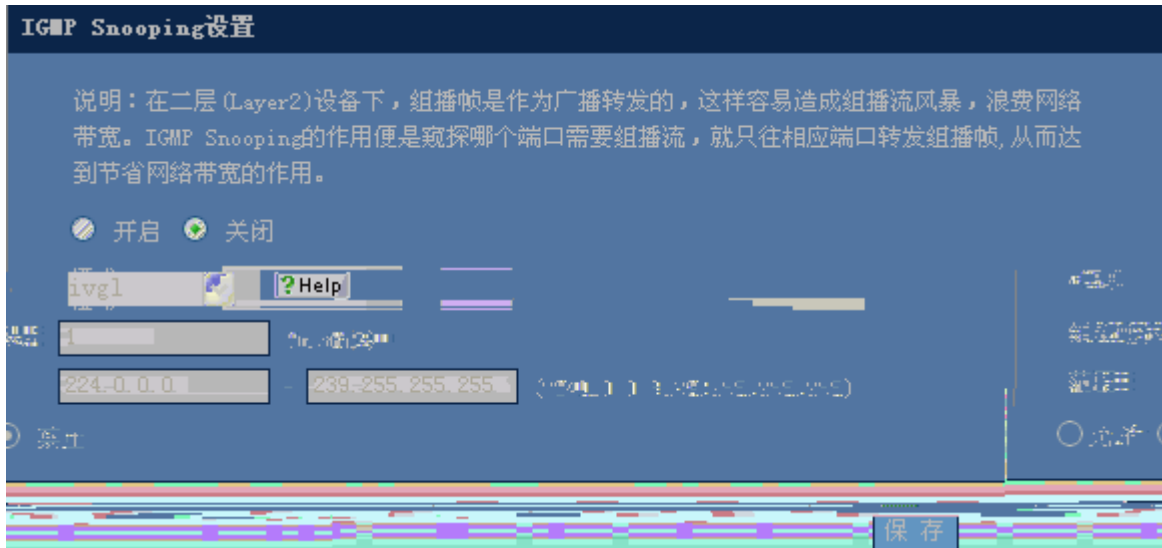
“ ”

1.5.10 IGMP Snooping

“ IGMP Snooping”

IGMP Snooping

1-18 IGMP Snooping



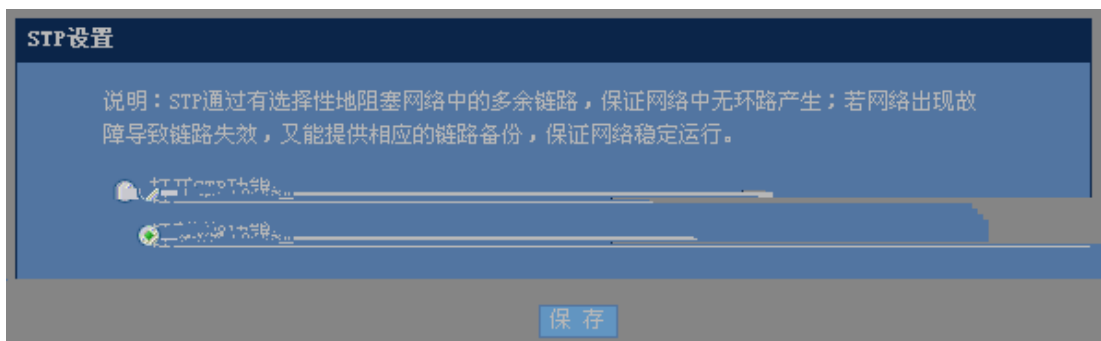
IGMP Snooping “ ” ivgl
 svgl ivgl-svgl svgl ivgl-svgl IP “ ”
 IGMP Snooping “ ” “ ”

1.5.11 STP

“ STP ”

STP

1-19 STP




“ STP ” “ STP ” “ ”

1.5.12 SNMP

“ SNMP ”

SNMP

1-20 SNMP



SNMP

“ SNMP”

“ ”

SNMP

“ SNMP”

“ ”

“ ”

1.6

1.6.1 ARP

“ ARP ”

ARP

1-21 ARP



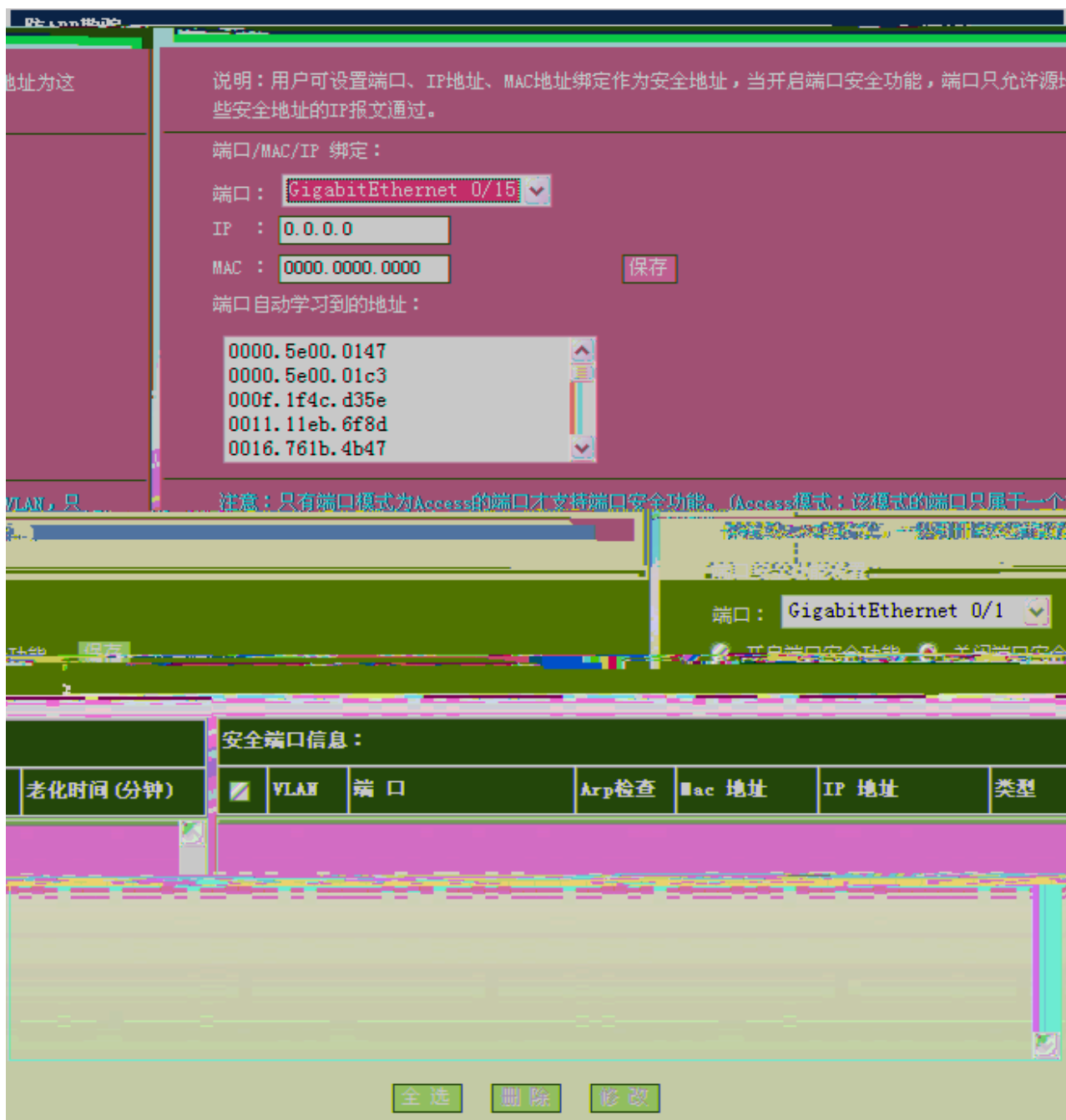
“ ”
“ ”

1.6.2 ARP

“ ARP ”

ARP

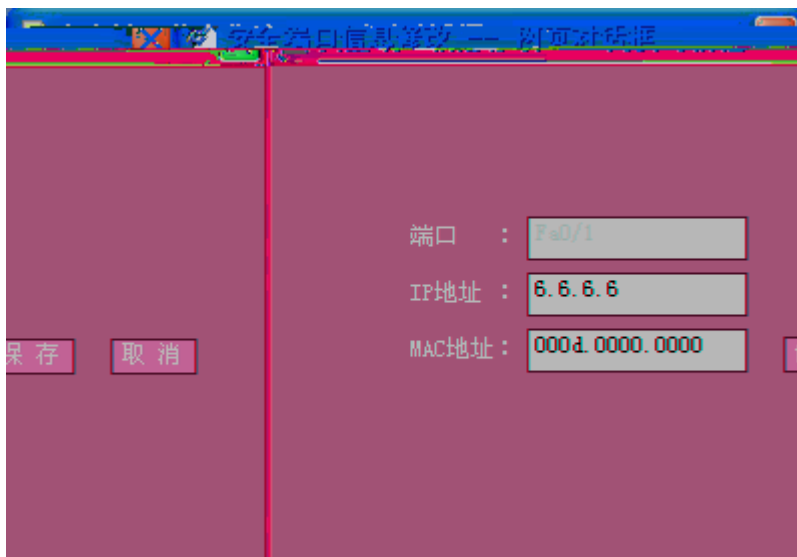
1-22 ARP



- /MAC/IP
- /MAC/IP IP MAC “ ”
- MAC GigabitEthernet 0/15
- MAC
-
-

“ ”

1-23



“ ”

1.6.3 ARP

“ ARP ”

ARP

1-24 ARP



“ ARP ”

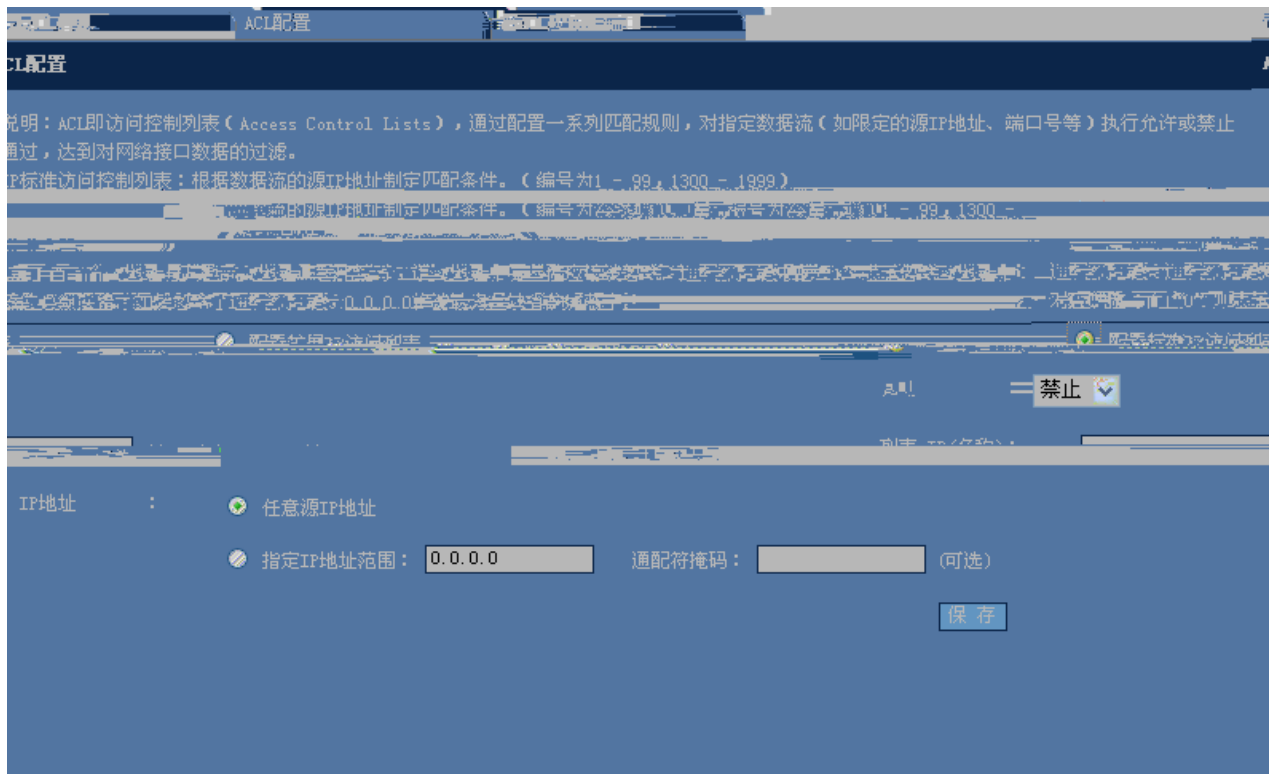
“ ARP ”

1.6.4 ACL

“ ACL ”

ACL

1-25 ACL



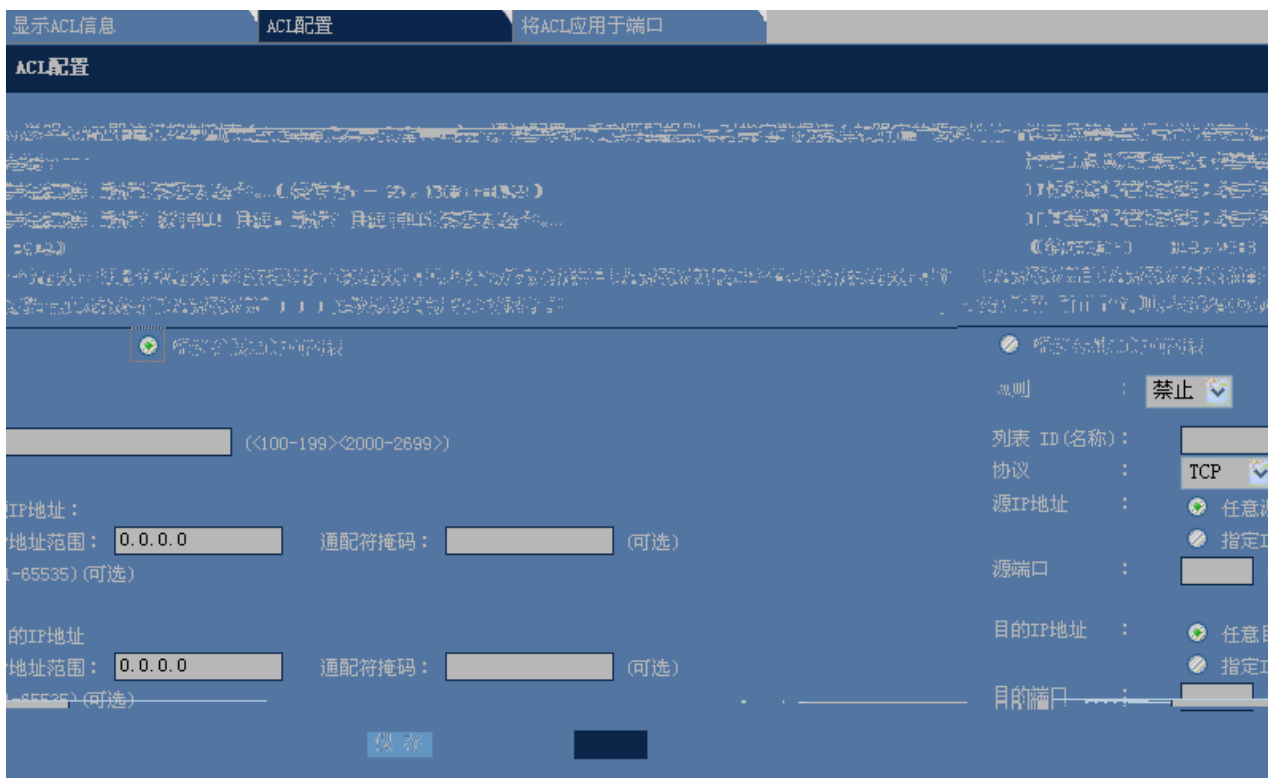
“ ” “ ”

ID

IP IP , IP “

IP “ IP ” IP

1-27 IP



“ ” “ ”

ID

TCP UDP IP ICMP

IP

IP

IP

IP

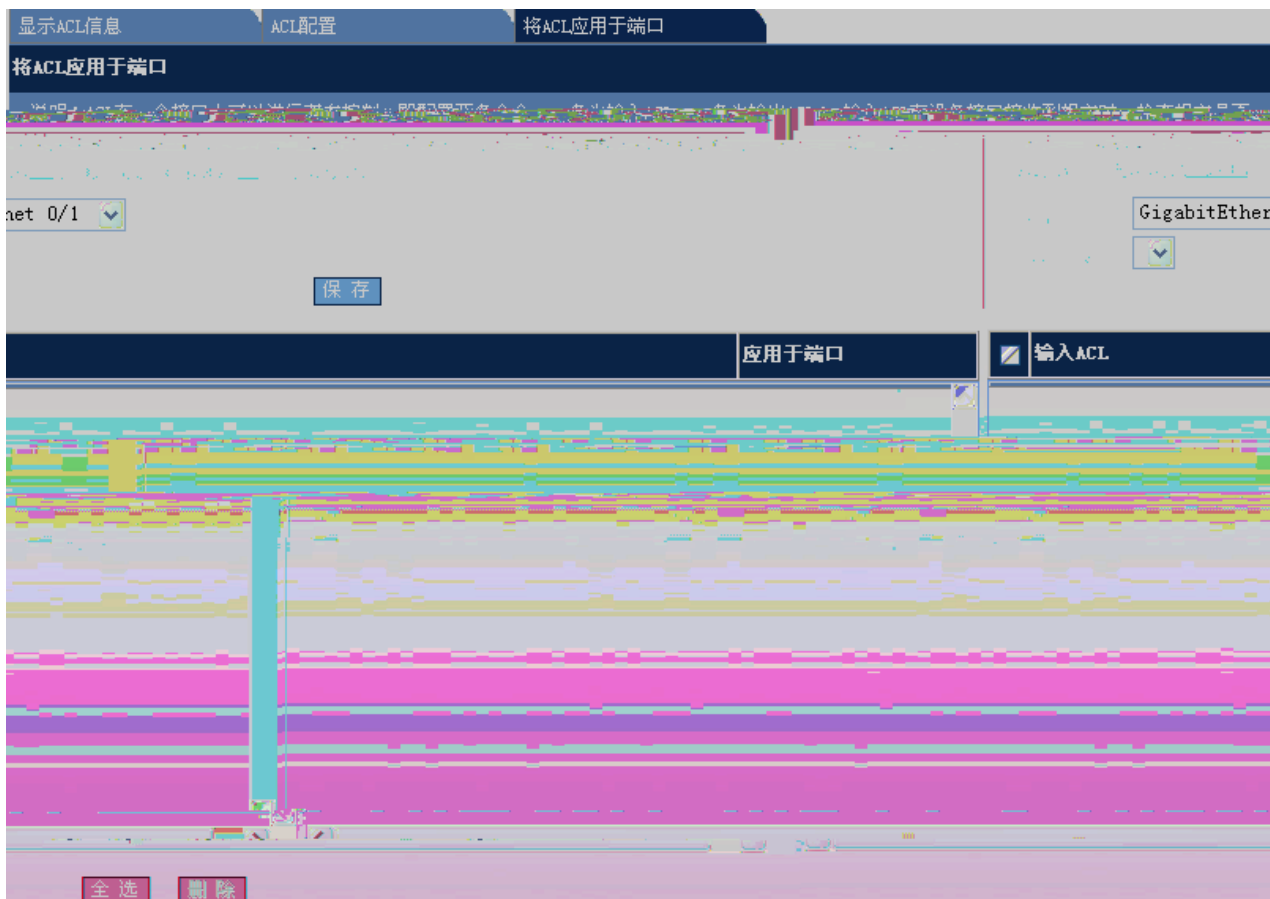
IP

IP

“ ”

■ ACL

1-28 ACL



ACL

ACL

“ ”

“ ”



PC

ACL

PC

WEB

1.7 QOS

1.7.1

“ ”

1-29

1-31

流设置

说明：应用策略设置对端口的输入或输出流进行限制。

端口：

策略列表：

限速方向： 输入限速 输出限速

<input type="checkbox"/>	端口	方向	策略名	信任模式	COS
<input checked="" type="checkbox"/>	FastEthernet 0/1	-	-	-	-
<input checked="" type="checkbox"/>	FastEthernet 0/2	-	-	-	-
<input checked="" type="checkbox"/>	FastEthernet 0/3	-	-	-	-
<input checked="" type="checkbox"/>	FastEthernet 0/4	-	-	-	-
<input checked="" type="checkbox"/>	FastEthernet 0/5	-	-	-	-
<input checked="" type="checkbox"/>	FastEthernet 0/6	-	-	-	-
<input checked="" type="checkbox"/>	FastEthernet 0/7	-	-	-	-
<input checked="" type="checkbox"/>	FastEthernet 0/8	-	-	-	-
<input checked="" type="checkbox"/>	FastEthernet 0/9	-	-	-	-
<input checked="" type="checkbox"/>	FastEthernet 0/10	-	-	-	-
<input checked="" type="checkbox"/>	FastEthernet 0/11	-	-	-	-

“ ”

“ ”

1.8.3

“ ”

1-34

端口状态					
端口	状态	Vlan	双工	速率	端口类型
FastEthernet 0/1	down	1	Unknown	Unknown	copper
FastEthernet 0/2	down	2	Unknown	Unknown	copper
FastEthernet 0/3	up	1	Full	100M	copper
FastEthernet 0/4	down	900	Unknown	Unknown	copper
FastEthernet 0/5	down	1	Unknown	Unknown	copper
FastEthernet 0/6	down	1	Unknown	Unknown	copper
FastEthernet 0/7	down	1	Unknown	Unknown	copper
FastEthernet 0/8	down	1	Unknown	Unknown	copper
FastEthernet 0/9	down	1	Unknown	Unknown	copper
FastEthernet 0/10	down	1	Unknown	Unknown	copper

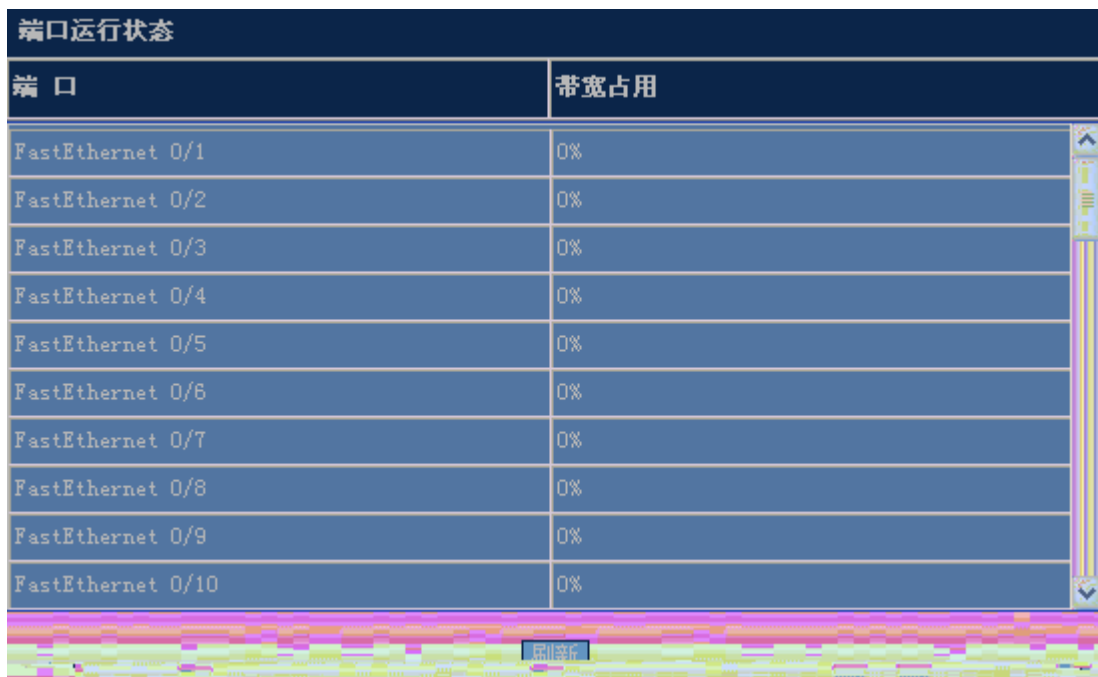
刷新

1.8.4

“ ”

1-35

端口运行状态	
端口	带宽占用
FastEthernet 0/1	0%
FastEthernet 0/2	0%
FastEthernet 0/3	0%
FastEthernet 0/4	0%
FastEthernet 0/5	0%
FastEthernet 0/6	0%
FastEthernet 0/7	0%
FastEthernet 0/8	0%
FastEthernet 0/9	0%
FastEthernet 0/10	0%



1.8.5

“ ”


```
系统日志信息
Syslog logging: enabled
  Console logging: level debugging, 587 messages logged
  Monitor logging: level debugging, 0 messages logged
  Buffer logging: level debugging, 587 messages logged
  Timestamp debug messages: datetime
  Timestamp log messages: datetime
  Sequence-number log messages: disable
  Sysname log messages: disable
  Count log messages: disable
  Trap logging: level informational, 587 message lines logged, 0 fail
Log Buffer (Total 4096 Bytes): have written 4096, Overwritten 2533
*Feb 28 06:23:49: %ARPGUARD-4-SCAN: ARP scan was detected.
*Feb 28 06:33:51: %ARPGUARD-4-SCAN: ARP scan was detected.
*Feb 28 06:43:52: %ARPGUARD-4-SCAN: ARP scan was detected.
```

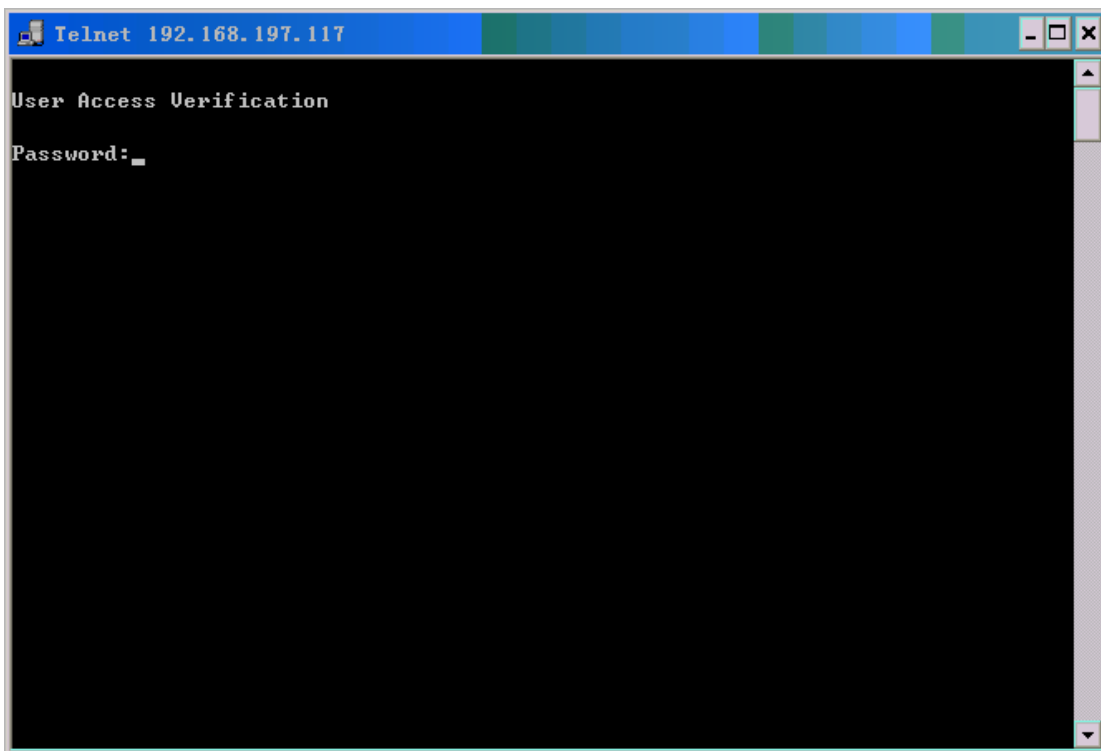
1.9

1.9.2 Telnet

“ Telnet”

Telnet

1-39 Telnet



“ Telnet”

Telnet

PC

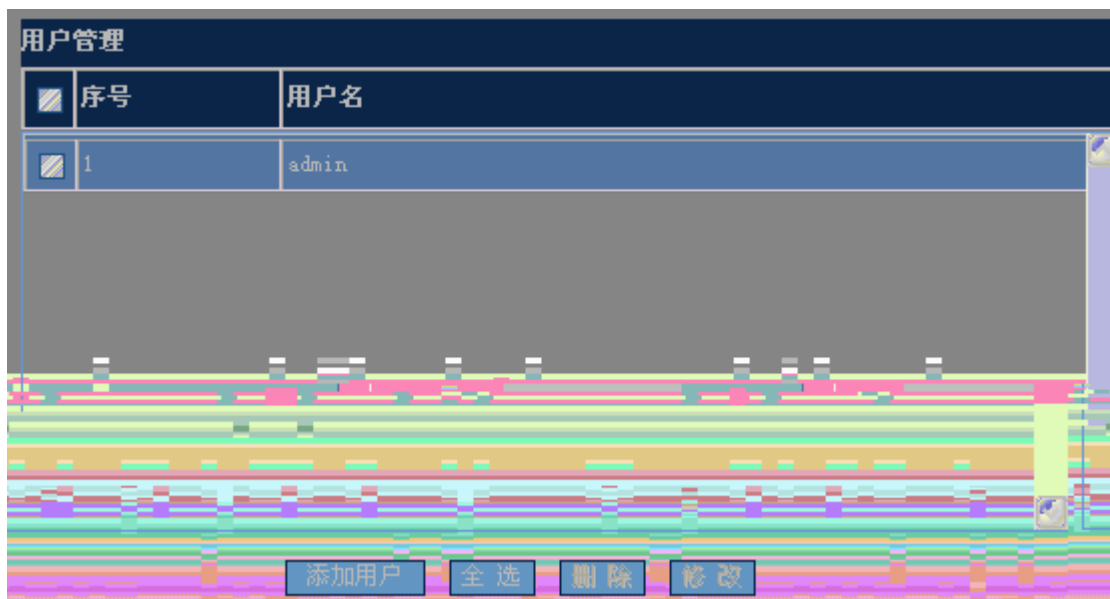
Telnet

PC Telnet

1.9.3

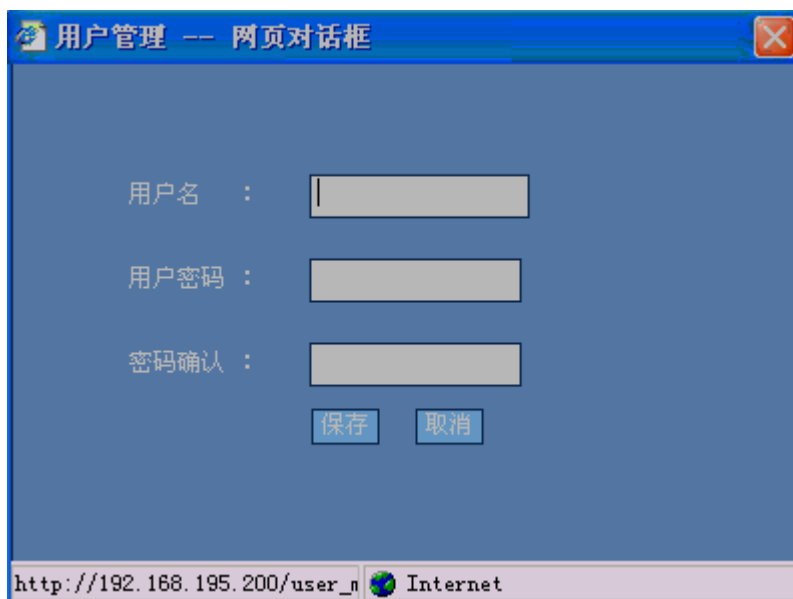
“ ”

1-40



“ ”

1-41



“ ”

“ ”

“ ”

1-42

用户管理 -- 网页对话框

用户名 : admin

用户密码 :

密码确认 :

保存 取消

http://192.168.195.200/user_m Internet

“ ”



1.9.4

“ ”

1-43

修改Enable口令

注意：如果您设置了新的Enable口令，则在设置之后使用新口令重新登录。

新口令 :

确认新口令 :

保存

修改Telnet登录口令

新口令 :

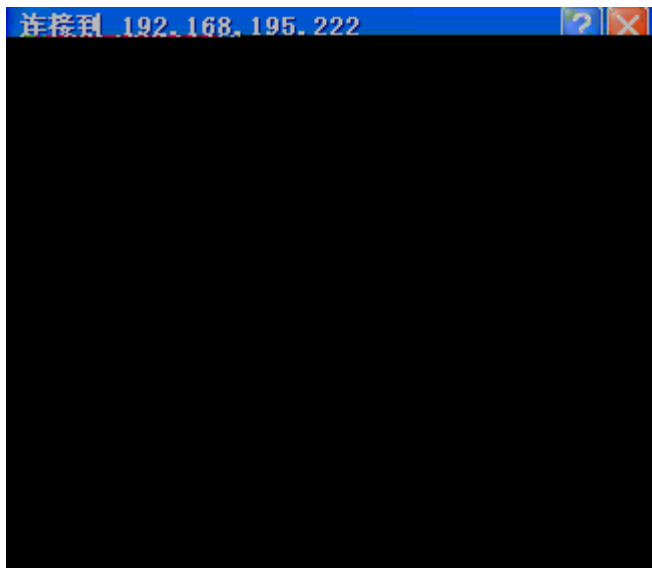
确认新口令 :

保存

■ Enable

Enable “ ”

1-44



■ Telnet

Telnet “ ”

1.9.5 /

“ / ”

/

1-45 /



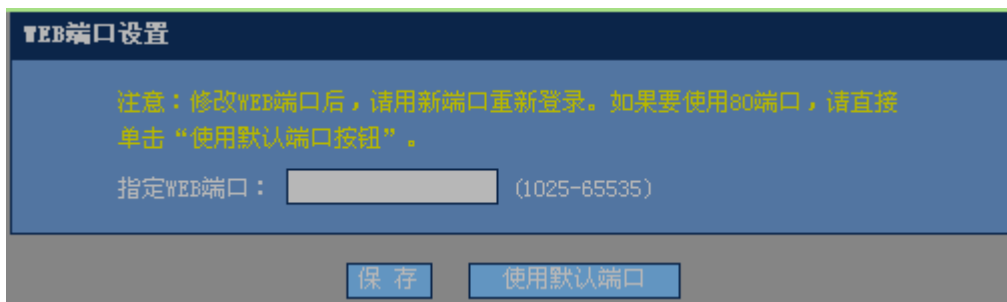
config.text TFTP IP TFTP “ ”

1.9.6 WEB

“ WEB ”

WEB

1-46 WEB



“ ” 8080

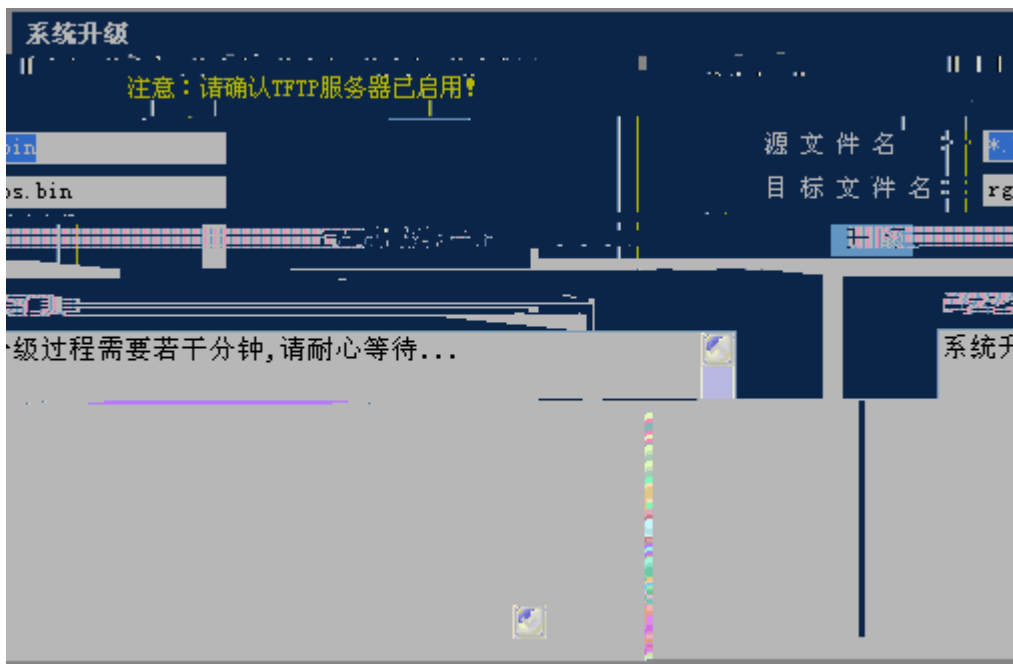
IP 192.168.1.1 http://192.168.1.1:8080 “ ”

http://192.168.1.1

1.9.7

“ ”

1-47



TFTP TFTP
TFTP IP “ ”

1.9.8

“ ”

“ ”

1.10 WEB

WEB WEB enable

■ Local

```
Ruijie(config)#show running-config
```

```
no shut down
!  
!  
line con 0  
line vty 0 4  
 login  
!  
!  
end
```